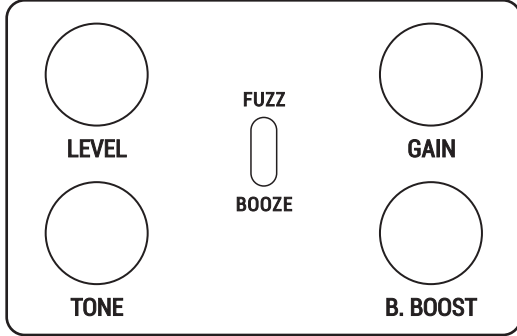
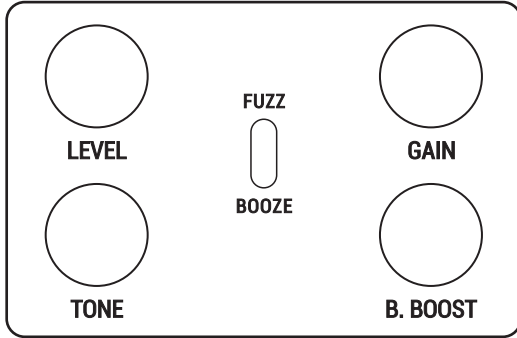


FOR NOTES



YERASOV MUSIC CORPORATION  
 www.yerasov.ru e-mail: sale@yerasov.ru

FOR NOTES

**FUZZ**

**FZ-10**

Guitar pedal



User manual

**YERASOV.**

PACKAGE CONTENTS

Guitar pedal FZ-10, pcs.....1

User Manual, pcs.....1

Packagings packing, pcs.....1

**PRECAUTIONS**

- Avoid storing or operating the unit in humid conditions (not above 80%).
- After storage or transportation at a low temperature before turning on unit shall be stored at room temperature for at least 2 hours.
- Protect the device from falls, bumps, to get into foreign objects, liquids, dirt and rain.

**GENERAL INFORMATION**

**FZ-10** is a versatile fuzz effect. We've combined two types of fuzz in one pedal. Which means you're getting both modern fat stoner/sludge sound and vintage full of harmonics rock/blues tone.

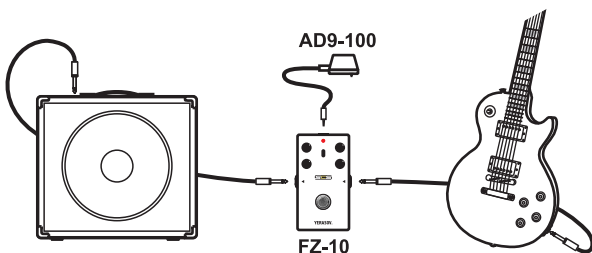
**FZ-10** works perfectly with guitar and bass. It keeps singing at any gain level preserving all dynamics and individual character of your instrument.

The pedal is applied high-quality foot switch ALPHA real TRUE BYPASS

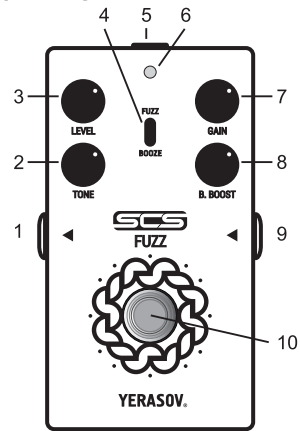
**APPLICATION**

The pedal is powered by either a 6F-22 battery or a 9V DC adapter. We recommend using YERASOV AD9-100 or AD9-400 adapters. For extended battery life unplug the guitar cable when device is not being used.

- Install battery or plug the adapter in.
- Connect the pedal as shown in the illustration.
- Set **LEVEL** and **TONE** knobs to 12 o'clock and turn **GAIN** knob all the way counterclockwise. The **FUZZ/BOOZE** switch lets you choose between full of mids modern tone (**FUZZ**) and warm vintage tone (**BOOZE**). **Caution!** There is a significant volume gap between **FUZZ** and **BOOZE** modes! You may want to figure out convenient volume levels for both modes first and then use **FOR NOTES** section of this manual to write those settings down.
- Use **B.BOOST** knob to boost the low end and get the authentic classic tone in **BOOZE** mode. **B.BOOST** can effectively thicken up your sound. It works in **FUZZ** mode too!

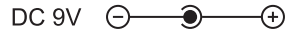


**PANEL DESCRIPTION**



- 1 - Output Jack
- 2 - **TONE** - tone control
- 3 - **LEVEL** - volume control
- 4 - **FUZZ/BOOZE** - fuzz type switch
- 5 - DC adapter input
- 6 - On / Off LED indicator
- 7 - **GAIN** - gain control
- 8 - **B.BOOST** - low boost switch
- 9 - Input Jack
- 10 - On / Off switch

**CONNECTION POLARITY OF DC ADAPTER**



**SCS PEDAL BOARD**

YERASOV **FZ-10** is compatible with SCS Pedal Board. The SCS connector is at the bottom of the pedal, the cable is included in the SCS Pedal Board package. For more information please visit [www.yerasov.ru](http://www.yerasov.ru)

**BATTERY REPLACEMENT**

Access the battery compartment by unscrewing the bottom cover. Always put the cover back after replacing the battery.

**SPECIFICATIONS**

Input impedance, MOM .....	1
Power supply (battery or power adapter), V.....	9
Current Draw, mA.....	12
Dimensions, mm.....	112x62x50
Weight, kg.....	0,25