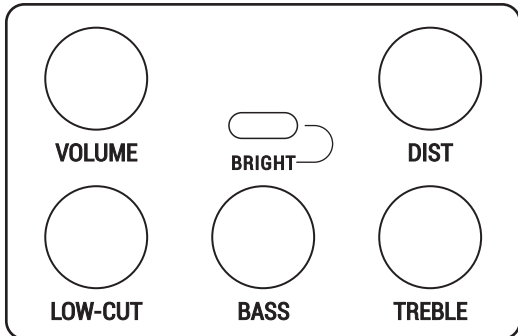
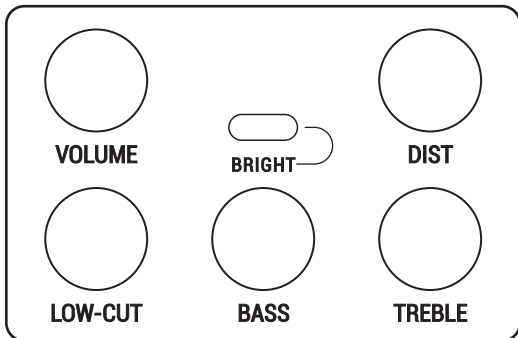


FOR NOTES



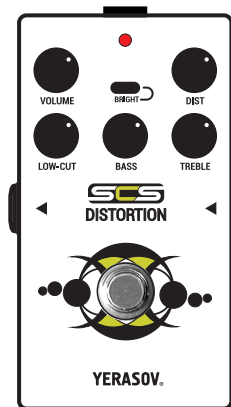
YERASOV MUSIC CORPORATION  
 www.yerasov.ru e-mail: sale@yerasov.ru

FOR NOTES

# DISTORTION

# RS-10

Guitar pedal



User manual

**YERASOV.**

PACKAGE CONTENTS

Guitar pedal RS-10, pcs.....1  
 User Manual, pcs.....1

## SAFETY MEASURES

- Keep away from high humidity.
- After exposure to cold, keep the device at room temperature for at least 30 minutes before switching on.
- Avoid dropping, keep away from dirt and water.

## OVERVIEW

**RS-10** is a versatile distortion effect that can be used as a standalone effect with true bypass mode as well as an additional gain control for a tube amp. The circuit is sensitive to the picking technique as well as the volume level of the guitar.

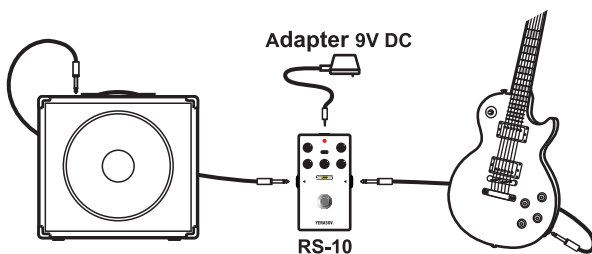
Built with the best available components on the market (film capacitors, low-noise chips, precision resistors, electrolytic capacitors with low leakage currents), **RS-10** doesn't interfere with the natural tone of the amp while significantly enhancing the sustain level.

1

## APPLICATION

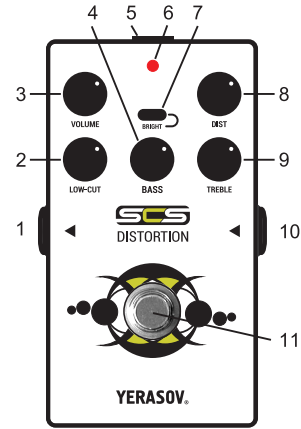
The pedal is powered by either a 6F-22 battery or a 9V DC adapter. We recommend using YERASOV AD9-100 or AD9-400 adapters. For extended battery life unplug the guitar cable when device is not being used.

1. Install battery or plug the adapter in
2. Connect the pedal as shown in the illustration
3. Turn the guitar volume knob to the maximum level for best results
4. The LED light indicates that the pedal is turned on
5. For a linear frequency response start with the **VOLUME** knob in middle position, **TREBLE** and **LOW-CUT** set to maximum, **BASS** and **DIST** at the minimum value.



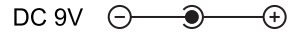
3

## PANEL DESCRIPTION



- 1 - Output Jack
- 2 - **LOW-CUT** - low frequency reduction
- 3 - **VOLUME** - volume level control
- 4 - **BASS** - bass level control
- 5 - DC adapter input
- 6 - On / Off LED indicator
- 7 - **BRIGHT** - presence level control
- 8 - **DIST** - distortion level control
- 9 - **TREBLE** - treble level control
- 10 - Guitar input
- 11 - On / Off switch

## CONNECTION POLARITY OF DC ADAPTER



2

## SCS PEDAL BOARD

YERASOV **RS-10** is compatible with SCS Pedal Board. The SCS connector is at the bottom of the pedal, the cable is included in the SCS Pedal Board package. For more information please visit [www.yerasov.ru](http://www.yerasov.ru)

## BATTERY REPLACEMENT

Access the battery compartment by unscrewing the bottom cover. Always put the cover back after replacing the battery.

## SPECIFICATIONS

Input impedance, MOhm.....	1
Power supply (battery / DC), V.....	9
Current Draw, mA.....	22
Dimensions, mm.....	112x62x50
Weight, kg.....	0,25

4