

YERASOV MUSIC CORPORATION
 www.yerasov.ru e-mail: sale@yerasov.ru

SPLITTER SP-1

Guitar pedal

User manual

YERASOV.

PACKAGE CONTENTS

Guitar pedal SP-1, pcs.....	1
User Manual, pcs.....	1

Power supply (adapter DC), V.....	9
Current Draw, mA.....	5
Dimensions, mm.....	112x62x50
Weight, kg.....	0.2

SAFETY MEASURES

- ☞ Keep away from high humidity.
- ☞ After exposure to cold, keep the device at room temperature for at least 30 minutes before switching on.
- ☞ Avoid dropping, keep away from dirt and water.

OVERVIEW

The **SP-1 SPLITTER** is a stompbox guitar splitter that is used to divide a guitar signal from one source to two receivers without neither signal loss nor level and quality of the original signal. This pedal allows a guitar player plug into two amplifiers simultaneously, sufficiently enriching his tone.

The **SP-1** has an output signal switching function that allows a player switching between the two amplifiers during performing and to combine the most sweet tone modes of both amplifiers.

1

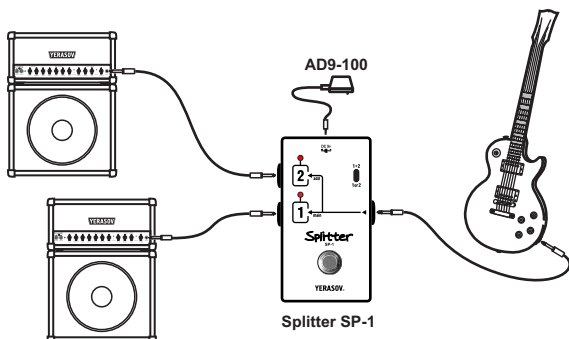
APPLICATION

ATTENTION! The **SP-1** splitter is designed for use in pedalboards for routing between effects and two amplifiers, so the battery operation is not provided.

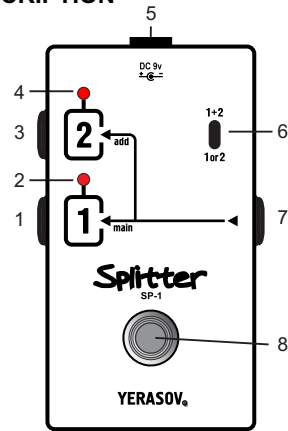
The pedal is to be powered by an external 9v DC power supply like AD9-100, AD9-400 or PS-8.

The **1+2/1 or 2** switch changes the operation mode.

☞ In the **1 + 2** mode the output **1** is always on by default that is indicated by the output **1** LED. Pushing the on/off button turns on the output **2** and the output **2** LED turns on accordingly. Depending on the task, this operation mode allows to obtain volumetric tone from two amplifiers and cabinets either on stage or at the rehearsal studio. It is also possible to accentuate arrangements switching on and off the second amplifier thereby creating an authentic “double-track” effect using only one guitar!

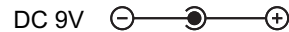


PANEL DESCRIPTION



- 1 – output jack 1
- 2 – output LED 1
- 3 – output jack 2
- 4 – output LED 2
- 5 – DC power input jack
- 6 – operation mode switch (1 or 2, or 1 + 2)
- 7 – instrument input jack
- 8 – on/off switch button

CONNECTION POLARITY OF DC ADAPTER



2

☞ Running this mode to combine the two amplifiers allows obtaining a rich, saturated and unusual tone from both amplifiers at once.

☞ **1 or 2** mode lets a player switch between the two amplifiers while performing, choosing output **1 or 2** by pushing the button switch. LED lights will indicate which one output is active right now. This mode is suitable, for example, to switch between a “clean” or a “crunch” tuned amplifier and a heavily distorted other.

☞ Having chosen an optimal amplifier model, each one of them for own operation and tone mode, use the **SP-1** pedal to instantly switch between them during performing to get a desired tone that is most close to the original recording and plot.